



# Office Refreshment Solutions





# Office Refreshment Solutions for you!

Your Coffee-Break Will Never Be The Same

Our Mission is to be the most recognized, admired and sought after office refreshment solutions provider by creating and sustaining an organization of engaged ambassadors aligned to create an exceptional experience for both our clients and associates.

## What's our WHY?

***Because we care about your experience*** - Every phone call, every order, every delivery and every on-site equipment visit; our team cares that your experience is a positive one, every time.

***Because we care about our planet*** - Sustainability is not just a buzz word in our corporate strategy, but a mantra of the folks that work at Corporate Coffee Systems to help save the planet.

***Because we care about the product*** - Along with our roaster partner Reunion Island, named 2015 North American Roaster of the Year, we will go to the ends of the earth—just about—to source the most outstanding tasting coffee so that we can create great tasting moments in your workplace.

***Because we care about your business*** - With over 30 years experience, we can help you create the perfect refreshment solution that engages and energizes your staff. We really want your business and will work hard to remind you of that fact long after the first delivery.



# What's Inside?

4 Website Ordering

5 Sustainable Breakroom Solutions

## Portion Pack Brewers

6 Keurig

7 Newco

8 Tassimo

9 La San Marco

10 Flavia

11 Suprema - Ground Single Cup

## Bean to Cup Brewers

12 Starbucks

13 de Jong Duke

14 Cafection

15 Colibri

16 Coffea

17 Espresso - Lavazza and Flavia Barista

18 Thermal Server and Decanter Brewers

19 Water and Filtration

Connect with us!



Visit our Midtown Manhattan Showroom so you can touch and taste all of our brewing solutions!



# Begin Your Experience Online

at [www.CorporateCoffeeSystems.com](http://www.CorporateCoffeeSystems.com)

**CORPORATE COFFEE SYSTEMS**  
Your Coffee Break Will Never Be The Same

**ORDER ONLINE**

HOME ABOUT CCS NYC COFFEE & REFRESHMENT SOLUTIONS CONTACT US ORDER NOW

**LIVE CHAT ONLINE**

Want great coffee?  
Call us today.  
Click here

CCS has gone social!!!

**REFER A FRIEND FOR \$50.00!**

**We have everything you need for your pantry!**

Click Here To Learn More About Our Programs & Products

**Flip Through Our Catalog**

**REDISCOVER your FLAVIA BREWER**

Continue your experience on our app - download it on your mobile device today!





# Sustainable Breakroom Solutions



## Acting today for a better tomorrow!

All of us are becoming increasingly aware of the impact the products consumed in the office have on the environment. The demand for cost effective sustainable coffee and breakroom solutions that promote a balance between need and the protection of our planet has never been higher.

Corporate Coffee Systems shares this commitment to the environment. Let us provide your workplace with alternative solutions such as exceptional coffee from our roaster partner Reunion Island, who was named North America's 2015 Roaster of the Year due to their outstanding record for environmental stewardship, or our line of Tree-Free breakroom supplies from Emerald Brand.

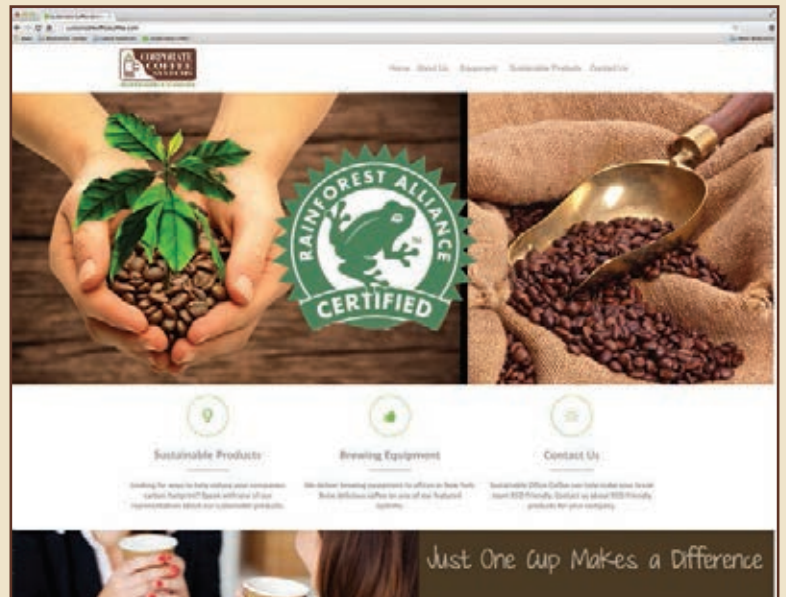
### Our program provides:

- Cost neutral or savings to what you currently purchase
- Equal or greater product quality to what you use now
- Partnering to launch this initiative, measurement of your monthly impact and assistance to market your accomplishments to your employees, customers and community



Visit our website for more information

[SustainableOfficeCoffee.com](http://SustainableOfficeCoffee.com)



Corporate Coffee Systems proudly supports:

# KEURIG

## GREEN MOUNTAIN



## Keurig K-Cup Brewers. It's as simple as Choose...Brew...Enjoy!

Now everyone in the office can enjoy their personal choice of delicious coffee, tea or cocoa. Name brand products, variety, simplicity...it's that easy. The secret behind the Keurig brewing sensation is the K-Cup. Oxygen, light and humidity are locked out, while flavor and freshness are locked in.

### Features include:

- Cup sizes: 4oz, 6oz, 8oz, 10oz, fits travel mug
- LCD information screen
- On-screen brewing instructions
- Automatic spent K-Cup ejector
- Hot water option
- Direct water line plumbed
- Perfect for offices over 45 employees

### K3000se Specifications:

Brewer dimensions: 17.4" H x 12" W x 18" D  
 Optional 12-count rack dimensions: 18" H x 19.375" W x 10.75" D  
 Electrical: 120V ac  
 Plumbing: ¼" plumbed cold water

## Keurig's Small Office Solution



### Features include:

- Cup sizes: 6oz, 8oz, 10oz, fits travel mug
- 48oz refillable reservoir
- Energy saving mode
- An auto-off option to shut brewer down at night
- Perfect for offices under 15 employees

### K140 Specifications:

Dimensions: 13.3" H x 9.5" W x 11.4" D  
 Electrical: 120V ac  
 Plumbing: pour over only

## Keurig's Touch Screen Office Sensation

### Features include:

- Cup sizes: 4oz, 6oz, 8oz, 12oz, fits travel mug
- Interactive touch screen
- On-screen brewing instructions
- Adjustable temperature
- Energy saving mode
- Hot water option
- Direct water line plumbed
- Perfect for offices under 45 employees

### K150P Specifications:

Dimensions: 13.9" H x 10.4" W x 14" D  
 Electrical: 120V ac  
 Plumbing: ¼" plumbed cold water





## Introducing our pod brewing solutions from Newco Enterprises - a leader in office coffee technology.

Pods are freshly ground coffee enclosed in individually wrapped filter paper. Tear open one of our sealed gourmet pods and immediately experience the wonderful coffee aroma that you simply cannot get from a sealed plastic capsule. Pods allow for the best extraction possible because wonderful aromatics and dissolved coffee solids are allowed to pass to your cup.



### Features include:

- Cups sizes: 8oz, 10oz, 12oz (can set different sizes)
- 3 brew strengths
- One touch brew activation
- Quiet brewing and ejection of pods
- Back-to-back brew cycles
- Hot water option
- Power save mode
- Direct water line plumbed

### Fresh Cup 3 Specifications:

Dimensions: 18" H x 9.25" W x 20" D  
 Electrical: 120V ac  
 Plumbing: ¼" plumbed cold water


### Features include:

- Cup sizes: 8oz, 10oz, 12oz
- Programmable brew strengths
- 94 pre-programmed drink recipes
- Specialty drinks – Cappuccino, Latte, Mocha, Mochaccino, Hot Chocolate, etc.
  - Power save mode
  - Hot water option
- Quiet brewing and ejection of pods
  - Direct water line plumbed

### CX-3 Specifications:

Dimensions: 17.8" H x 19.4" W x 19.3" D  
 Electrical: 120V ac  
 Plumbing: ¼" plumbed cold water



Did you know how sustainable pods can be? 

- By using pods, there is an 85% reduction in landfill impact compared to most other systems.
- Recycled coffee grounds are rich in nitrogen which makes them a "green" composting material.
- Even if you don't recycle your spent pods, they will still break down within 90 days in a landfill.



**TASSIMO**  
PROFESSIONAL



## Transform from office coffee to office coffeehouse, with the Tassimo T-300 it's almost as if there's a barista inside!

This intelligent brewing system features scannable T-Discs that contain a precise amount of premium ground coffee, tea or chocolate. The bar code reader assures a custom brew by controlling water temperature, pressure, volume, flow rate and infusion time to prepare a perfect cup.

This brewer offers delicious coffees, teas, espressos, hot chocolates, cappuccinos and lattes with real milk creamer for a delicious variety of barista-quality beverages with no barista needed.

### Features include:

- Cups sizes: 2.5oz, 5oz, 6.75oz, 8oz
- User friendly LCD display provides simple, easy-to-follow instructions
- Internal waste bin stows away ejected T-Discs without mess
- Self cleaning technology uses steam to automatically purge brewing components after every drink
- Hot water option (must insert disk first)
- Pour-in water or direct water line plumbed
- Vending compatible

### Specifications:

Brewer dimensions: 16.5" H x 9.05" W x 21.06" D  
Optional merchandiser dimensions: 16.25" H x 12.25" W x 14" D (shown at right)  
Electrical: 120V ac  
Plumbing: ¼" plumbed cold water







La San Marco's OC System offers advanced brewing technology that takes coffee flavor and employee satisfaction to a new level – one cup at a time.

Our pre-infusion and pulse brew technology steeps the coffee at the perfect temperature while controlling the flow of water to extract the optimal flavor. The OC capsule is designed to enhance the brew process, while providing a proprietary product that only fits The OC System™. The individual stay-fresh packets seal in freshness, protecting the flavor and aroma – A Difference You Can Smell™.



**Features include:**

- Cup sizes: 4oz, 6oz, 8oz, 10oz
- Easy cleaning and maintenance
- Discreet, quiet brewer minimizes disruptions in the workplace
- Hot water option
- Fresh, individually wrapped cartridges
- Two energy saving modes
- Pour-in water or direct water line plumbed

**Specifications:**

Dimensions: 15" H x 12" W x 14" D  
 Optional rack dimensions: 16.5" H x 21" W x 14" D (shown at left)  
 Electrical: 120V ac  
 Plumbing: ¼" plumbed cold water



**MARS**  
drinks



## Introducing the Flavia Creation from Mars drinks. We create great tasting moments in your workplace.

The FLAVIA C400 brewer offers a wide variety of coffees, teas, hot chocolate and specialty drinks. Just drop a Freshpack into the open door, close and you are ready to go. You can even combine two packs to create cappuccinos, mochas and lattes.

All fresh ground coffees, real leaf teas, hot chocolate and other specialty drinks are factory packed and sealed to ensure only the freshest drinks every time.

Because Freshpacks are only made for the workplace, people will enjoy the beverages there and there alone, helping to have greater control over stock and expenses.

### Features include:

- Cup sizes: 3oz, 7oz
- 3 brew strengths
- Separate brew cycles for coffee and tea
- LCD display with interactive graphics
- Hot water option
- Automatic pack ejector
- Pour-in water or direct water line plumbed

### Specifications:

C400 brewer dimensions: 17" H x 9.9" W x 20.5" D  
 C200 brewer dimensions: 15.5" H x 9.4" W x 15.6" D  
 Optional merchandiser dimensions: 16.3" H x 21.8" W x 17.2" D  
 Electrical: 120V ac  
 Plumbing: ¼" plumbed cold water



THINK FRESH!™

6 column merchandiser shown with C200 model



⑩ fax: 516-371-4860

we appreciate your business!



**Our Suprema ground single cup brewing system is designed to brew one cup of delicious coffee every time, exactly to your liking...all with push-button convenience!**

Enjoy a wide variety of Reunion Island coffees including Rainforest Alliance, Organic and Fair Trade.

**Features include:**

- 3 ground coffee choices
- Cup sizes: 8oz, 10oz, 12oz, carafe option
- 3 brew strengths
- Hot chocolate and café mocha
- 50/50 mix of regular and decaf
- Hot water option
- Direct water line plumbed
- Vending compatible



**Specifications:**

Dimensions: 31" H x 13.5" W x 24" D  
 Electrical: 120V ac  
 Plumbing: ¼" plumbed cold water



**Mmmmm....Hot Chocolate!**

**Enjoy the rich flavor of Swiss Miss® liquid hot chocolate**

Colleagues, clients, and chocolate lovers alike can indulge in the tasty comforts of Swiss Miss®, America's favorite hot chocolate, with our easy to use hot chocolate system.

**Features include:**

- Cup sizes: 4oz, 8oz, 12oz
- 1.8 liter disposable chocolate syrup bottle (approximately 45-8oz cups)
- Elegant, stand alone unit can also compliment your existing coffee system

**Specifications:**

Dimensions: 16.25" H x 8" W x 18" D  
 Electrical: 120V ac  
 Plumbing: ¼" plumbed cold water





## Grinds, Brews, Motivates... The Starbucks Interactive Cup Digital Brewer

Elevate your Starbucks experience with this new bean to cup brewer! Just load the world's finest roasted whole-bean coffee into the I-cup hoppers and follow the prompts on the full-color digital touch screen. Now you can sit back and enjoy the aroma, flavor and quality that are undeniably Starbucks.

Savor your favorite brew, or try our rich, dutch-process hot cocoa without ever leaving the office.



### Specifications:

Dimensions: 42" H x 16" W x 22.5" D  
 Optional base cabinet dimensions: 26.5" H x 18.5" W x 21.5" D  
 Electrical: 120V ac  
 Plumbing: ¼" plumbed cold water



Fractional packs for your office brewer!  
 (Use with thermal server, airpot or glass decanter brewers. See pg 18)

### Features include:

- 3 whole bean hoppers
- Cup sizes: 8oz, 12oz, 36oz carafe option
- Digital screen with step-by-step instructions
- Less than 45 second brew time
- Hot chocolate
- Hot water option
- Vending compatible
- Direct water line plumbed



# de JONG DUKE

## Virtu by de Jong Duke...the technology of tomorrow available in your office today!

The Virtu is an interactive bean to cup brewer that offers a wide variety of over 40 drinks. Touch the large, full size, integrated touch screen to personalize your coffee, cocoa or specialty beverage exactly the way you want it. The Virtu's sleek, stainless steel complementary design delivers a premium coffee solution.

### Features include:

- 2 whole bean hoppers and 1 for ground decaf
- Cup sizes: 10oz (can set different sizes)
- 3 brew strengths
- 10.4" full color touch screen (can be customized)
- Automatic wash cycle
- Hot water option
- Vending compatible
- Direct water line plumbed



### Specifications:

Dimensions: 34.3" H x 16.9" W x 21.1" D  
 Optional base cabinet dimensions: 33.5" H x 16.9" W x 21.1" D  
 Electrical: 120V ac  
 Plumbing: 1/4" plumbed cold water



### The impressive choice of beverage selections includes:

- |                     |                      |
|---------------------|----------------------|
| • 3 Gourmet Coffees | • Espresso           |
| • Cappuccino        | • Hot Cocoa          |
| • Café Latte        | • Café Mocha         |
| • Mochaccino        | • Hot Milk Chocolate |





**Cafection's Total 1, an innovative bean to cup coffee kiosk solution. Enjoy a wide variety of beverages you'd only expect to find at a cafe.**

The Total 1 brewer offers stylish and innovative design features that would blend into any office decor.

Just place your finger on the interactive color touch screen and within seconds you will have freshly brewed gourmet coffees, cocoas, cappuccinos, mochas and lattes...individual to each users choice. This smart brewer, when connected to the internet, can monitor product usage and email alerts for service or even product replenishment.

Turn your coffee breakroom into a Total 1!

**Features include:**

- 3 whole bean hoppers
- Cup sizes: 8oz, 10oz, 12oz (can set different sizes)
- 3 brew strengths
- 10.4" digital touchscreen
- Hot water option
- Vending compatible
- Direct water line plumbed




**Specifications:**

Dimensions: 44" H x 18.5" W x 28" D  
Electrical: 120V ac  
Plumbing: ¼" plumbed cold water

**The choice of beverage selections includes:**

- 3 Gourmet Coffees
- 50/50 Blend of Coffee
- Café Latte
- Cappuccino
- French Vanilla
- Hot Cocoa
- Hot Shot Blend Coffee
- Long Espresso
- Mochaccino
- Vanilla Mocha Coffee





## Compact size, ease of use, and great taste without ever leaving the office...brewed one cup at a time, the Colibri LX by Necta.

The Colibri is specifically created to enhance small to medium sized workplace environments by offering a stylish and innovative design with features only found in brewers twice its size.

Simple to use, just press one of its large, customizable, selection buttons to choose a freshly ground and brewed coffee or specialty hot beverage.

### Features include:

- 1 whole bean hopper and 1 for ground decaf
- Cup sizes: 8oz, 10oz, 12oz
- 3 brew strengths
- Bean grinder
- Automatic wash cycle
- Hot water option
- Vending compatible
- Direct water line plumbed



### Specifications:

Dimensions: 29.5" H x 16" W x 19.25" D

Electrical: 120V ac

Plumbing: 1/4" plumbed cold water



### The choice of beverage selections includes:

- Black Coffee
- Café Mocha
- Café Vanilla
- Cappuccino
- Coffee with Milk
- Espresso
- French Vanilla
- Hot Chocolate
- Hot Chocolate with Milk



*Imagine...coffee-house style beans,  
 ground and brewed on the spot,  
 one cup at a time...  
 Exactly the way you want it!*

Experience Coffea, a fully customizable, super automatic, innovative touch screen driven bean to cup solution that incorporates their patented *Vacuum Extraction Coffee Brewing Technology*. This technology allows for the precise control of all the key variables involved in creating an outstanding cup of coffee.

Enjoy a variety of gourmet coffees, lattes, mochas, cappuccinos and chocolate drinks.

**Features include:**

- Two or three bean hoppers
- Cups sizes: 8oz, 12oz, 64oz (can set different sizes)
- One touch brew activation
- 10.4" full color interactive touch screen
- Personalized faceplate
- Commercial grade coffee grinder
- Hot water option
- Direct water line plumbed
- Vending compatible

**Specifications:**

Dimensions: 33" H x 14.5" W x 17.5" D  
 Optional cabinet dimensions: 36" H x 16" W x 24" D  
 Electrical: 120V ac  
 Plumbing: ¼" plumbed cold water

**The choice of beverage selections includes:**

- 2 or 3 Gourmet Coffees
- Café Mocha
- 50/50 Blend of Coffee
- Cappuccino
- Café Latte
- Hot Chocolate







## An extraordinary Italian experience at the touch of your fingertips

The Lavazza Blue is an innovative brewing system that delivers the pleasure of professionally prepared espresso and espresso-based beverages, at the touch of a button. A steamer arm is provided for making lattes and cappuccinos.

Simply pop in the Lavazza Blue single-serve cartridge and select the cup size you want. After use, the cartridge is automatically ejected into a built-in drawer for later disposal.

### Features include:

- Programmable brewing buttons
- Cup sizes: 1.5oz, 2oz, 3oz
- Control panel with LCD display
- Cup warmer
- Hot water option
- Automatic on and off times
- Pour-in water or direct water line plumbed



### Specifications:

Dimensions: 15.4" H x 12.9" W x 18.6" D  
 Electrical: 120V ac  
 Plumbing: ¼" plumbed cold water



## Introducing the centerpiece of tomorrow's workplace.

The new FLAVIA® Barista by Mars Drinks. This brewer is more than just a coffee maker; it's like having a coffee shop expert in your office. That's because it's the only single-serve office brewer that crafts perfect coffees, teas, lattes, cappuccinos, and authentic espressos, all at the press of a button.

### Specifications:

Dimensions: 17" H x 21.8" W x 20.6" D  
 Electrical: 120V ac  
 Plumbing: ¼" plumbed cold water



### Features include:

- Cup sizes: 1.35oz, 3oz, 5.4oz, 7oz, 9oz
- Brews coffees, teas, lattes, cappuccinos and authentic espressos
- Removable drip tray
- Hot water option
- Pour-in water or direct water line plumbed



## Thermal Server and Decanter Brewers

Corporate Coffee Systems incorporates specialized technology in our brewers designed to capture the true essence of every handpicked bean. Our adjustable height brewer can be adjusted up or down depending on the size of your thermal server or height of your cabinet.

Our traditional glass decanter brewer fits into any office environment or decor. Corporate Coffee Systems makes the morning routine seem more like a trip behind the coffee shop counter.

### Adjustable Height Thermal Brewer with thermal server



#### Specifications:

Dimensions: 24.25" H x 8.625" W x 19.25" D  
 Electrical: 120V ac  
 Plumbing: 1/4" plumbed cold water



### Adjustable Height Thermal Brewer with thermal superbowl



#### Specifications:

Dimensions: 15" H x 8.625" W x 19.25" D  
 Electrical: 120V ac  
 Plumbing: 1/4" plumbed cold water

### 3 Burner Auto Brewer w/ hot water tap



#### Specifications:

Dimensions: 17" H x 16.25" W x 16.75" D  
 Electrical: 120V ac  
 Plumbing: 1/4" plumbed cold water



## Water is the main ingredient in every beverage you drink.

Drinking pure, clean water helps prevent daytime fatigue, is a key to living a healthy life and is a primary ingredient for *great tasting coffee*. Let Source H<sub>2</sub>O transform your ordinary tap water into purified, high-quality drinking water.

Corporate Coffee Systems is proud to offer our *exclusive* Source H<sub>2</sub>O Water Filtration System; available in either a free standing tower, a space saving countertop model or in a 5 gallon bottled water version.



### Features include:

- LCD screen display
- Hot and cold water
- Environmentally-friendly, due to elimination of plastic bottles
- Pure touch dispenser keeps fingers away from dispensing nozzle
- Stainless steel tank

### Cooler Specifications:

Tower dimensions: 44.75" H x 13" W x 13.63" D  
 Countertop dimensions: 17.13" H x 13" W x 13.63" D  
 ½ Micron carbon based filter  
 Ultraviolet (UV) lamp  
 Electrical: 120V ac  
 Plumbing: ¼" plumbed cold water



Vivanti premium spring water also available



### Hot-n-Cold Cooler Specifications:

Also available in cold only  
 Cooler dimensions: 39.5" H x 13.5" W x 13.5" D  
 Cooler with bottle dimensions: 55" H x 13.5" W x 13.5" D  
 Electrical: 120V ac

## EVERPURE® Water Filtration

Taste the difference good water makes. Did you know that 98% of coffee is water? That's why we have joined forces with EVERPURE to make available a water filter that can be installed on your coffee brewer or water filtration cooler water-line. EVERPURE filters will eliminate any impurities and ensure clean, quality water and great tasting coffee too!





Phone: 800-284-CORP

Fax: 516-371-4860

[info@corpcofe.com](mailto:info@corpcofe.com)

[www.corporatecoffeesystems.com](http://www.corporatecoffeesystems.com)

